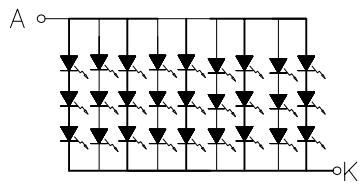
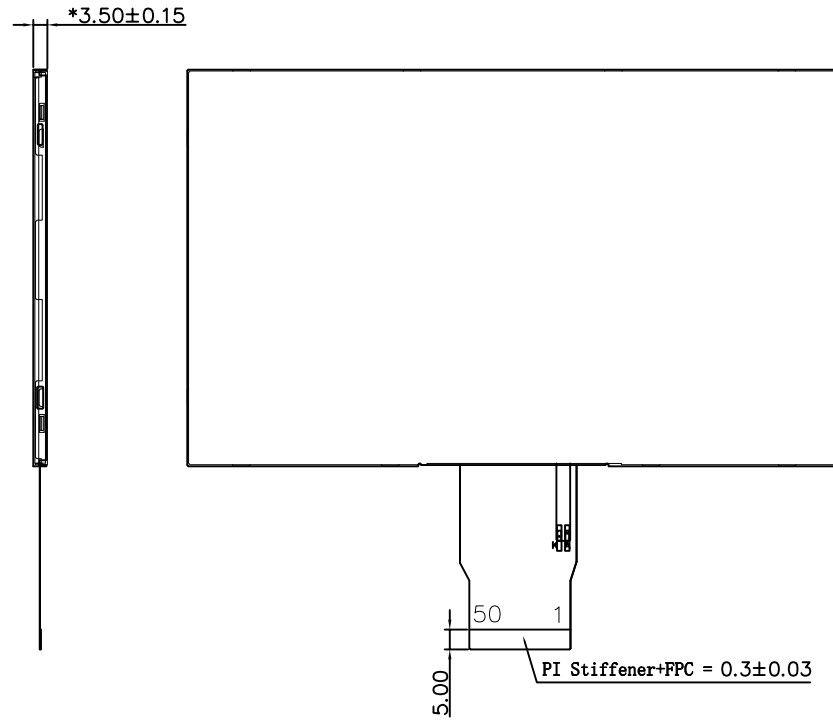
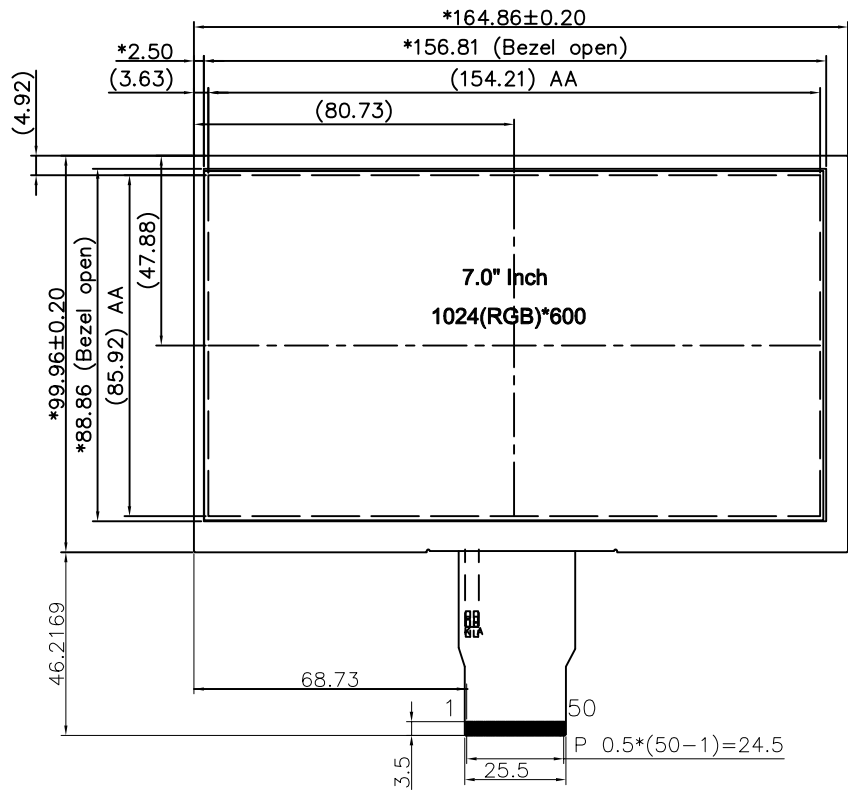


REV	DESCRIPTION	DATE
1.0	First	2021.09.10

1	LED-A
2	LED-A
3	LED-K
4	LED-K
5	GND
6	VCOM
7	DVDD
8	MODE
9	DE
10	VS
11	HS
12	B7
13	B6
14	B5
15	B4
16	B3
17	B2
18	B1
19	B0
20	G7
21	G6
22	G5
23	G4
24	G3
25	G2
26	G1
27	G0
28	R7
29	R6
30	R5
31	R4
32	R3
33	R2
34	R1
35	R0
36	GND
37	DCLK
38	GND
39	L/R
40	U/D
41	VGH
42	VGL
43	AVDD
44	RESET
45	NC
46	VCOM
47	DITHB
48	GND
49	NC
50	NC



LED CIRCUIT DIAGRAM:

1. DISPLAY TYPE: 7.0" TFT-LCD
2. Viewing Angle : ALL'clock
3. LCD Driver : //
4. OPERATING TEMP: -20° C~70° C
5. STORAGE TEMP: -30° C~80° C
6. BACK LIGHT Uniformity:80%(Typ)
7. Module Brightness: Module:350cd/m(Typ)
8. GENERAL TOLERANCE: ±0.5

View: (视角)		深圳伟利登电子有限公司 Shenzhen Radiant Electronics Limited
Page: (页数)	1 OF 1	
UNIT: (单位)	mm	PCHY MODEL No. (我司型号): RT070IWSR115-H27 CUSTOMER'S CODE(客户型号):
DESIGN: (设计)	Jobin	
CHECKED: (检查)		
APPROVED: (核准)		